

TABLE OF CONTENTS


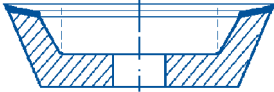

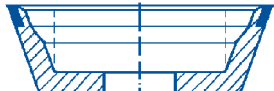

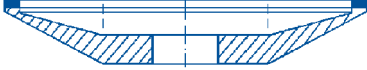











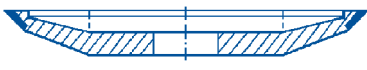









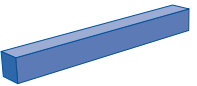

CUSTOM WHEEL DESIGN

If one of our Standard Action SuperAbrasive wheels does not meet your requirements, we welcome the opportunity to quote price and delivery to your exact specifications. Please submit a sketch or blueprint along with the finish required. Also, indicate the workpiece material to be ground and the grinding process, whether wet or dry.

For your convenience refer to page 14 for important quotation Information.

STANDARD WHEEL CONFIGURATION

To assist you with your selection process of Action SuperAbrasive Diamond/CBN Products, we have identified our standard wheel profiles by wheel types and page numbers.

WHEEL TYPE	PRODUCT SHAPE	PAGE	WHEEL TYPE	PRODUCT SHAPE	PAGE
TYPE 1A1		Page 5	TYPE 11V4		Page 9
TYPE 1A1 CENTERLESS GRINDING		Page 5	TYPE 11V9		Page 9
TYPE 1A1R		Page 5	TYPE 12A2		Page 10
TYPE 1EE1		Page 6	TYPE 12V4		Page 10
TYPE 1FF1		Page 6	TYPE 12V9		Page 10
TYPE 1V1		Page 6	TYPE 14A1		Page 11
TYPE 2A2T		Page 7	TYPE 15A2		Page 11
TYPE 3A1		Page 7	TYPE 15V4		Page 11
TYPE 4A2P		Page 7	TYPE 15V9		Page 11
TYPE 6A2		Page 8	TYPE W8		Page 12
TYPE 6A2C		Page 8	TYPE 1A8		Page 12
TYPE 6A2H		Page 8	TYPE HH1		Page 12
TYPE 6A9		Page 8	TYPE HH2		Page 12
TYPE 9A3H		Page 8	DRESSING STICKS		Page 13
TYPE 11A2		Page 9			